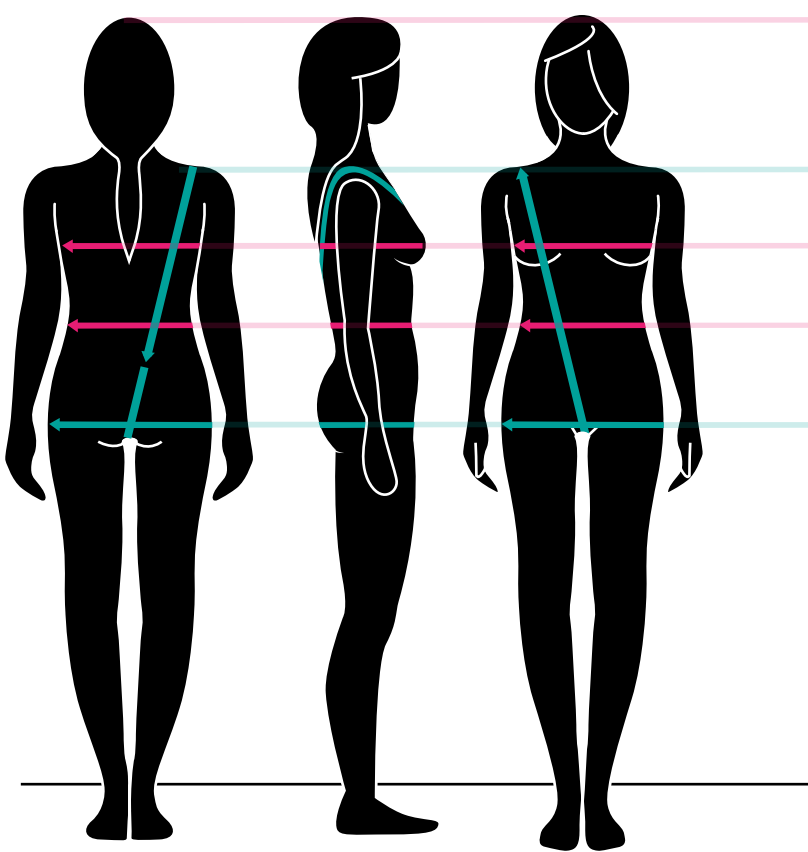




HOW TO TAKE MEASUREMENT

SIZE CHART



H Height

T Body length

A Breast

B Waist

D Hips

\* Nb: Swimsuit fit is down to personal preference and may change from difference in construction and fabrics. The size chart above refers to a standard fitting.

Swimmers wishing to achieve a more compressive sensation or tighter fit may find choosing a smaller size as an option. L (long) size are recommended to taller swimmers (>180cm).

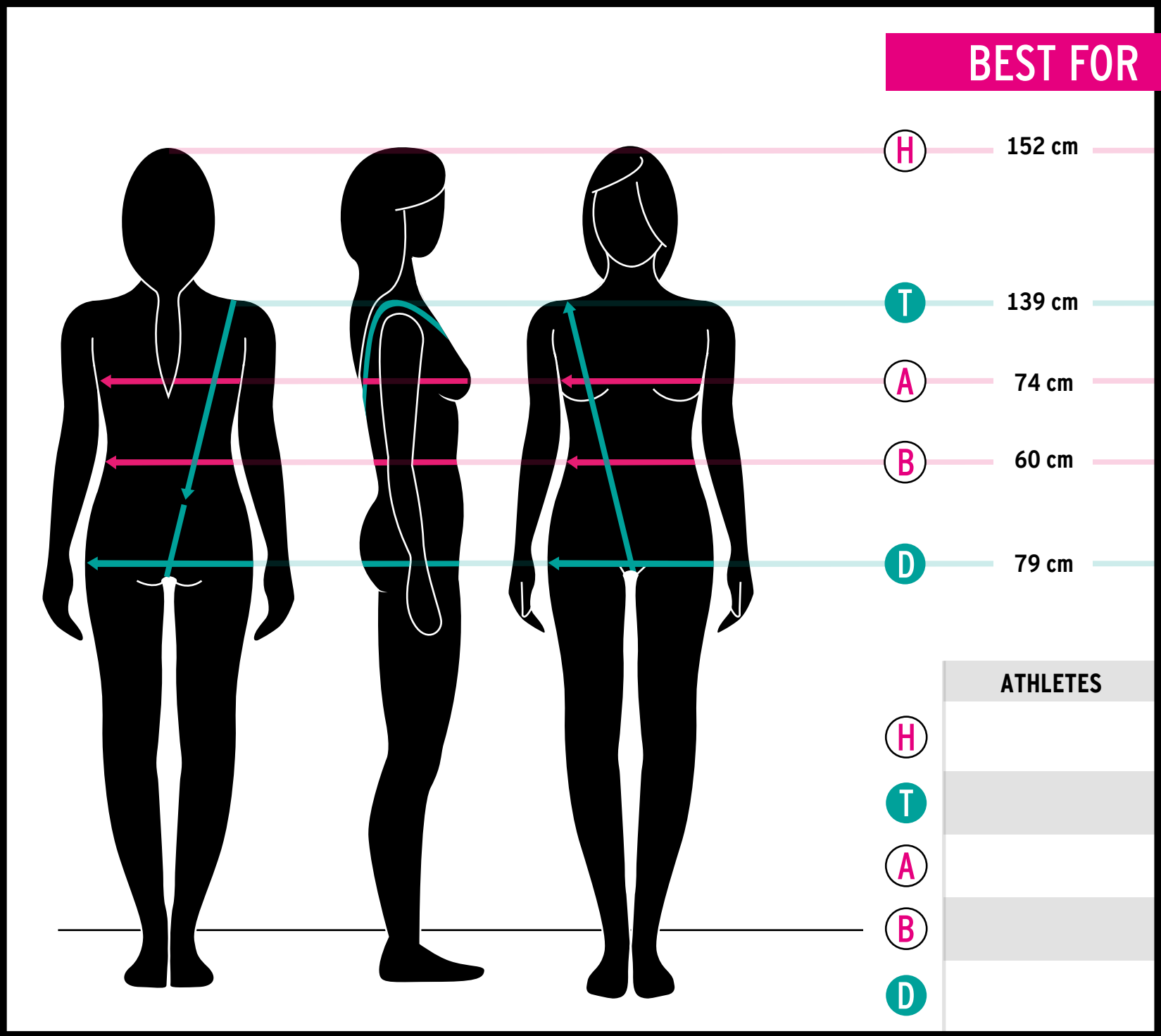
H Height: To determine your height, stand up straight and measure the distance from the crown of your head to the sole of your foot.

T Body length: In a loop, measure from the highest part of the shoulder, beneath the crotch and then back to the starting point.

A Breast: Take the measurement over the fullest part of your bust.

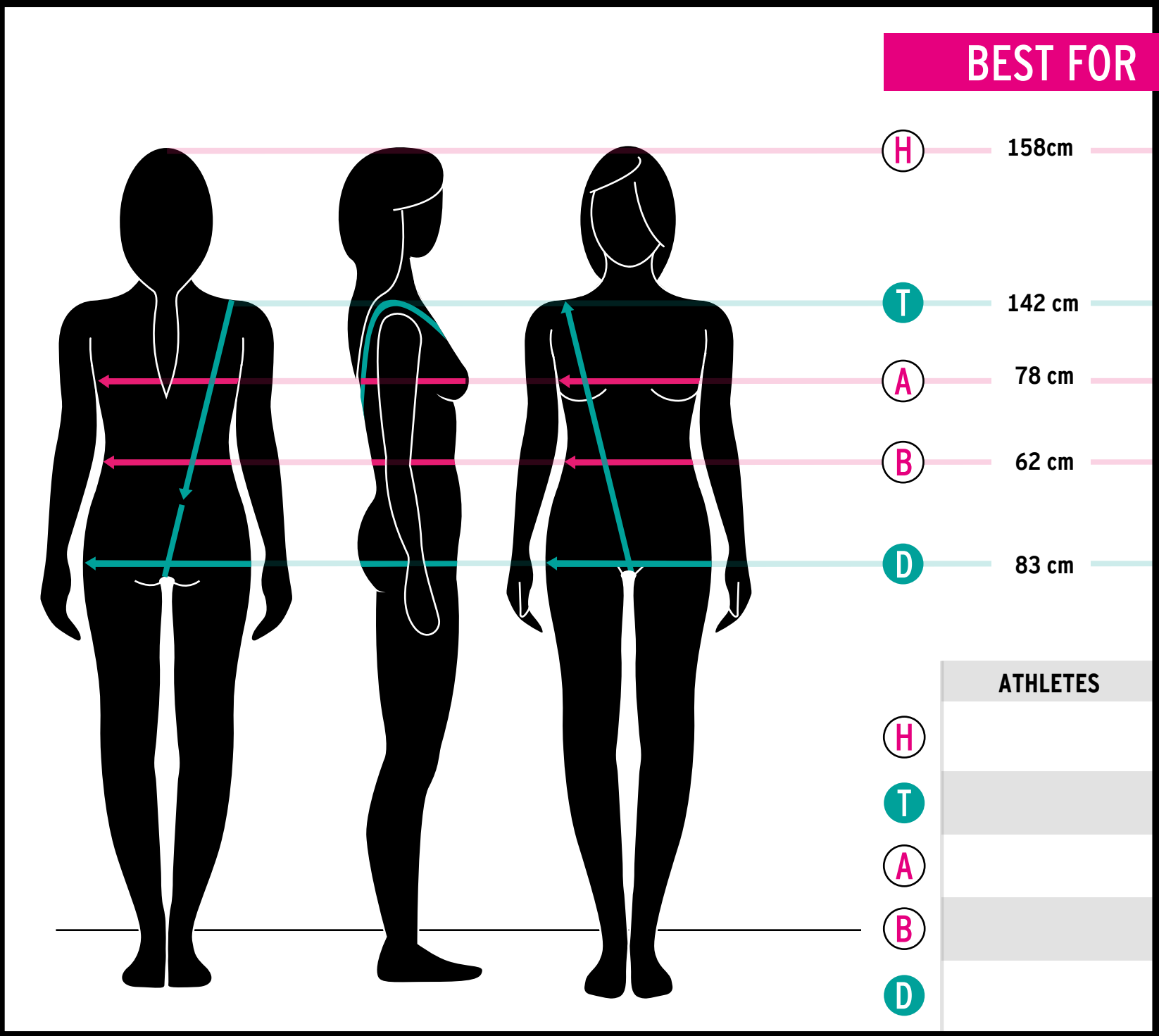
B Waist: Measure around the narrowest part of your waistline.

D Hips: Measure around the fullest part of your hips.



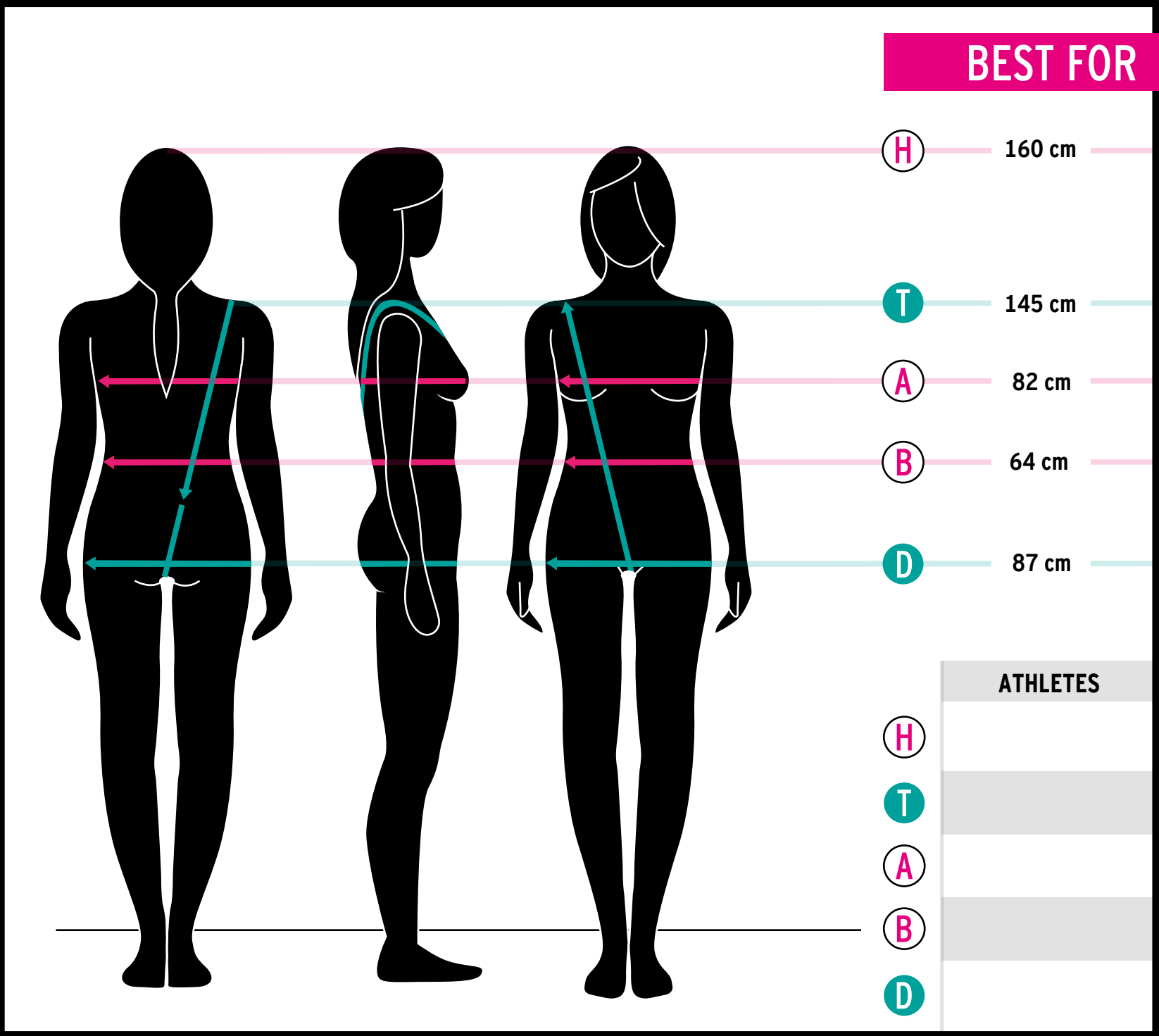
	IT	UK	DE	FR	ES
<b>BEST FOR LADY</b>	34	24	28	30	30
<b>WE SUGGEST</b>					
<b>POWER</b>	/	/	/	/	/
452101 Tank					
<b>POWER</b>	30	20	24	26	26
452102 Knee suite / Open back					
<b>PRO</b>	/	/	/	/	/
452203 Open back 452211 Closed back					
<b>VECTOR</b>	/	/	/	/	/
452270 Open back					
<b>VX</b>	/	/	/	/	/
452327 Open back 452328 Closed back					
<b>WIZ</b>	/	/	/	/	/
452483 Open back 452884 Closed back					
<b>CORE</b>	/	/	/	/	/
452363 Open back 452362 Closed back					
<b>ACT</b>	/	/	/	/	/
452184 Full body					

\* Nb: Swimsuit fit is down to personal preference and may change from difference in construction and fabrics. The size chart above refers to a standard fitting. Swimmers wishing to achieve a more compressive sensation or tighter fit may find choosing a smaller size as an option. L (long) size are recommended to taller swimmers (>180cm).



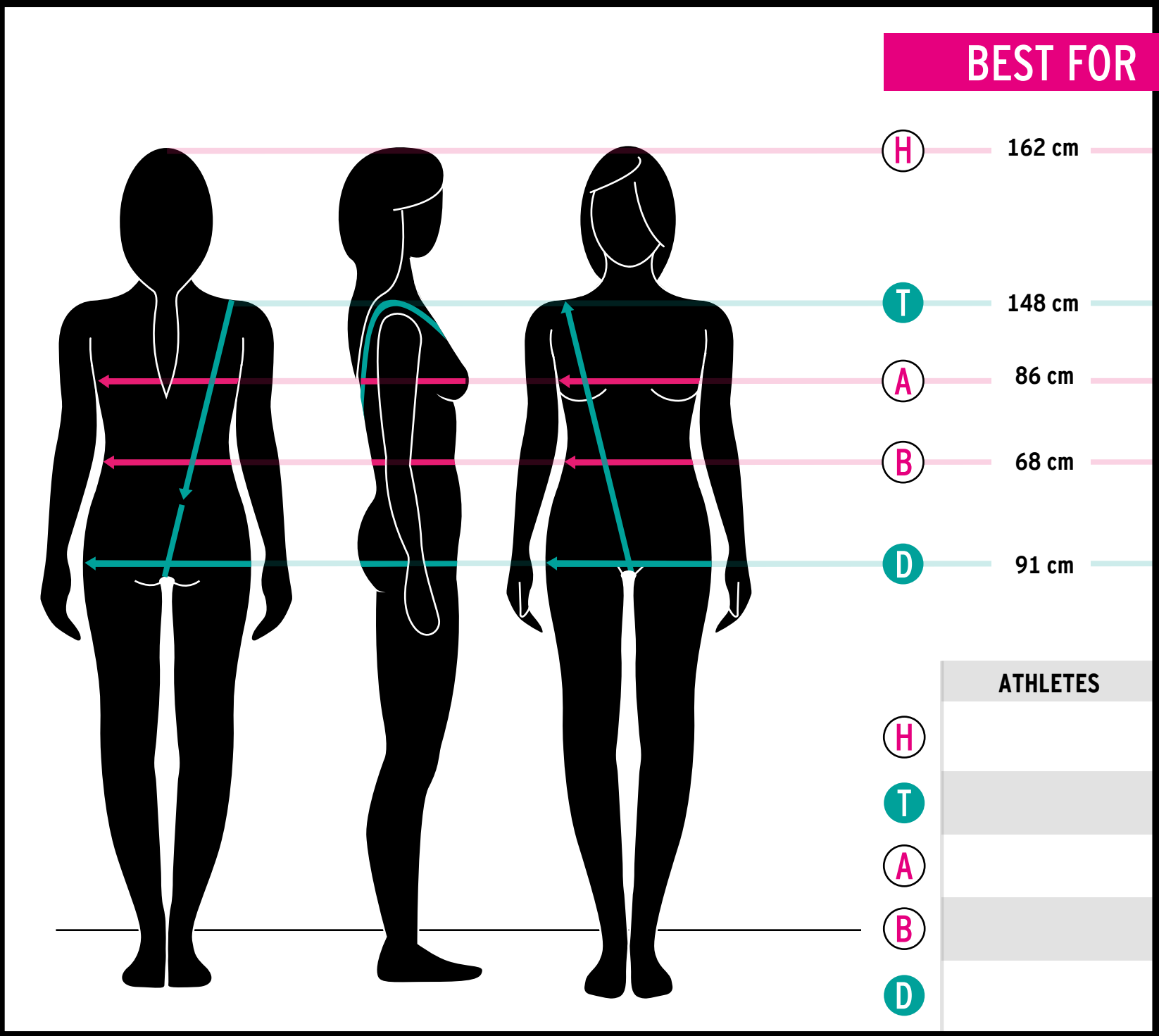
	IT	UK	DE	FR	ES
<b>BEST FOR LADY</b>	36	26	30	32	32
<b>WE SUGGEST</b>					
<b>POWER</b>	/	/	/	/	/
452101 Tank					
<b>POWER</b>	32	22	26	28	28
452102 Knee suite / Open back					
<b>PRO</b>	/	/	/	/	/
452203 Open back 452211 Closed back					
<b>VECTOR</b>	34	24	28	30	30
452270 Open back					
<b>VX</b>	32	22	26	28	28
452327 Open back 452328 Closed back					
<b>WIZ</b>	32	22	26	28	28
452483 Open back 452884 Closed back					
<b>CORE</b>	/	/	/	/	/
452363 Open back 452362 Closed back					
<b>ACT</b>	34	24	28	30	30
452184 Full body					

\* Nb: Swimsuit fit is down to personal preference and may change from difference in construction and fabrics. The size chart above refers to a standard fitting. Swimmers wishing to achieve a more compressive sensation or tighter fit may find choosing a smaller size as an option. L (long) size are recommended to taller swimmers (>180cm).



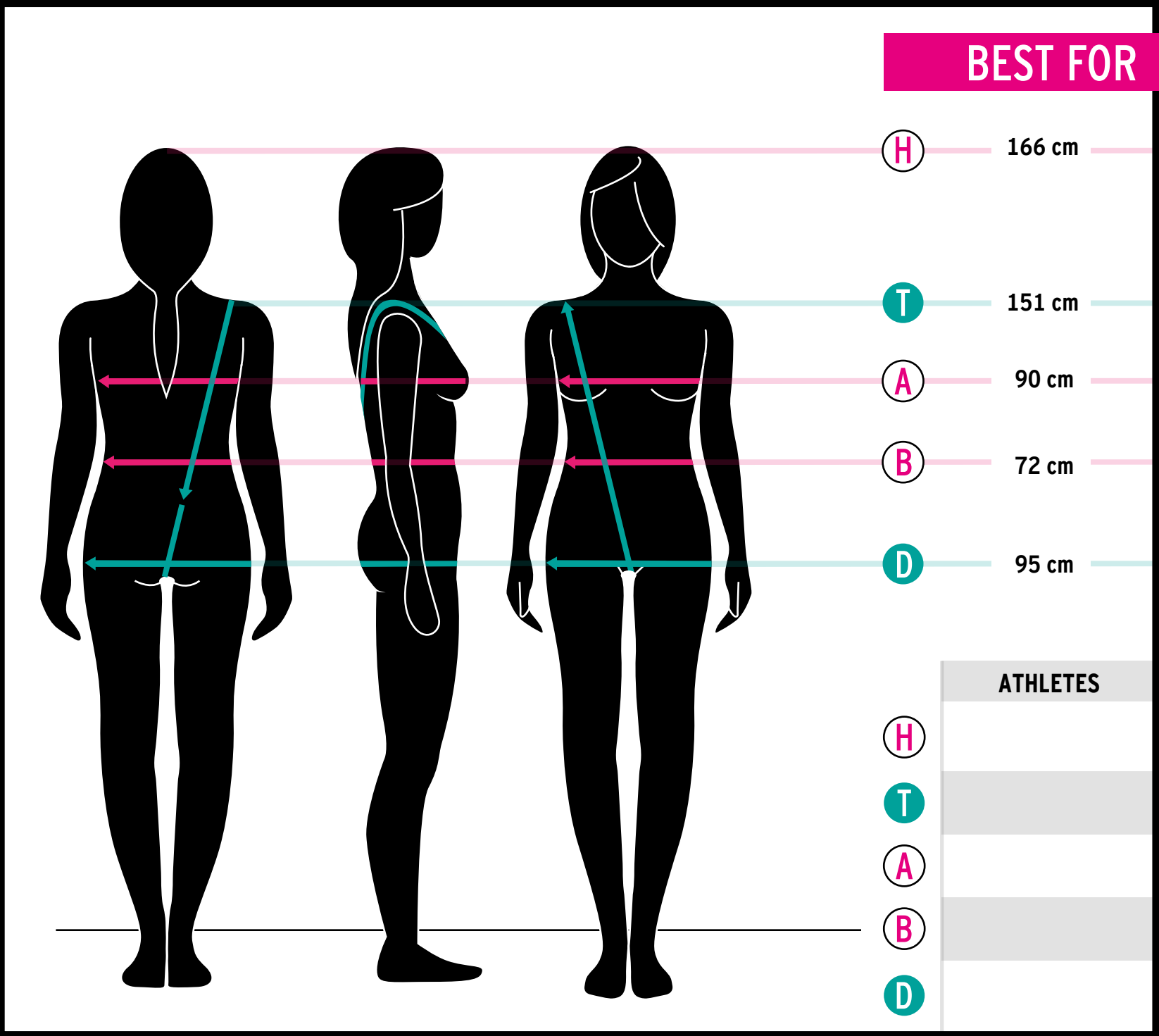
	IT	UK	DE	FR	ES
<b>BEST FOR LADY</b>	38	28	32	34	34
<b>WE SUGGEST</b>					
<b>POWER</b>	34	24	28	30	30
452101 Tank					
<b>POWER</b>	34	24	28	30	30
452102 Knee suite / Open back					
<b>PRO</b>	34	24	28	30	30
452203 Open back 452211 Closed back					
<b>VECTOR</b>	36	26	30	32	32
452270 Open back					
<b>VX</b>	34	24	28	30	30
452327 Open back 452328 Closed back					
<b>WIZ</b>	34	24	28	30	30
452483 Open back 452884 Closed back					
<b>CORE</b>	34	24	28	30	30
452363 Open back 452362 Closed back					
<b>ACT</b>	36	26	30	32	32
452184 Full body					

\* Nb: Swimsuit fit is down to personal preference and may change from difference in construction and fabrics. The size chart above refers to a standard fitting. Swimmers wishing to achieve a more compressive sensation or tighter fit may find choosing a smaller size as an option. L (long) size are recommended to taller swimmers (>180cm).



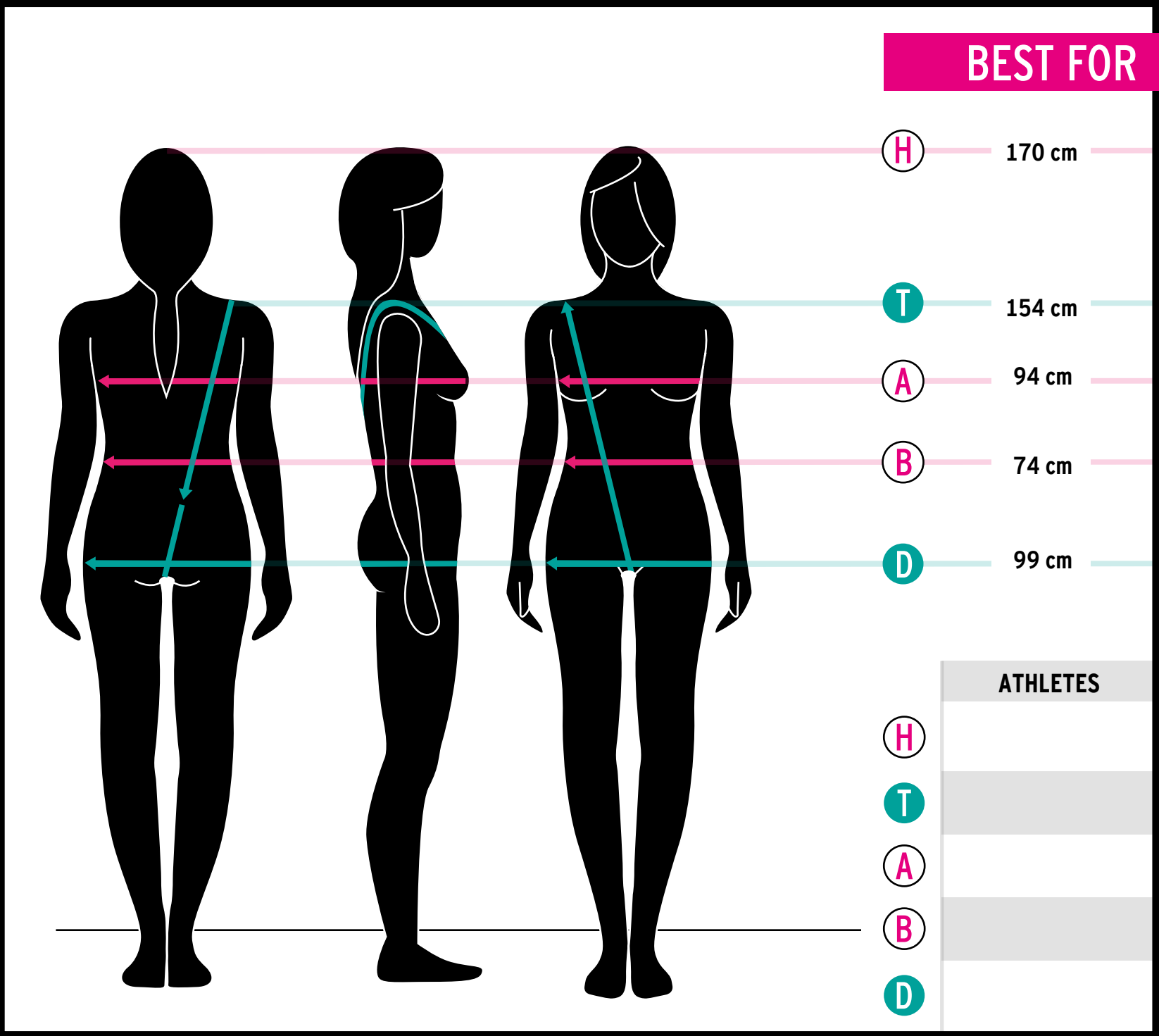
	IT	UK	DE	FR	ES
<b>BEST FOR LADY</b>	40	30	34	36	36
<b>WE SUGGEST</b>					
<b>POWER</b>	36	26	30	32	32
452101 Tank					
<b>POWER</b>	36	26	30	32	32
452102 Knee suite / Open back					
<b>PRO</b>	36	26	30	32	32
452203 Open back 452211 Closed back					
<b>VECTOR</b>	38	28	32	34	34
452270 Open back					
<b>VX</b>	36	26	30	32	32
452327 Open back 452328 Closed back					
<b>WIZ</b>	36	26	30	32	32
452483 Open back 452884 Closed back					
<b>CORE</b>	36	26	30	32	32
452363 Open back 452362 Closed back					
<b>ACT</b>	38	28	32	34	34
452184 Full body					

\* Nb: Swimsuit fit is down to personal preference and may change from difference in construction and fabrics. The size chart above refers to a standard fitting. Swimmers wishing to achieve a more compressive sensation or tighter fit may find choosing a smaller size as an option. L (long) size are recommended to taller swimmers (>180cm).



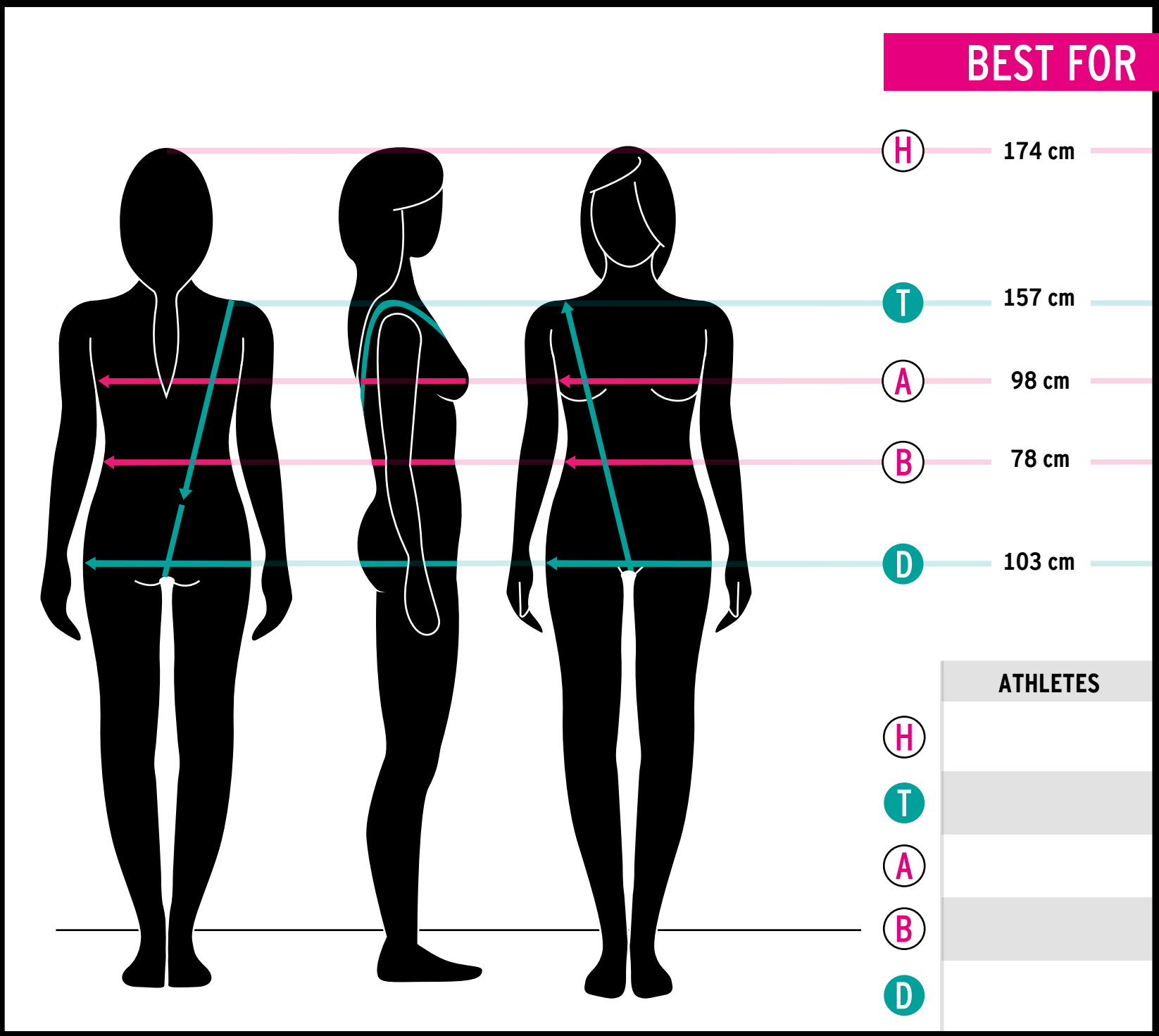
	IT	UK	DE	FR	ES
<b>BEST FOR LADY</b>	42	32	36	38	38
<b>WE SUGGEST</b>					
<b>POWER</b>	38	28	32	34	34
452101 Tank					
<b>POWER</b>	38	28	32	34	34
452102 Knee suite / Open back					
<b>PRO</b>	38	28	32	34	34
452203 Open back 452211 Closed back					
<b>VECTOR</b>	40	30	34	36	36
452270 Open back					
<b>VX</b>	38	28	32	34	34
452327 Open back 452328 Closed back					
<b>WIZ</b>	38	28	32	34	34
452483 Open back 452884 Closed back					
<b>CORE</b>	38	28	32	34	34
452363 Open back 452362 Closed back					
<b>ACT</b>	40	30	34	36	36
452184 Full body					

\* Nb: Swimsuit fit is down to personal preference and may change from difference in construction and fabrics. The size chart above refers to a standard fitting. Swimmers wishing to achieve a more compressive sensation or tighter fit may find choosing a smaller size as an option. L (long) size are recommended to taller swimmers (>180cm).



	IT	UK	DE	FR	ES
<b>BEST FOR LADY</b>	44	34	38	40	40
<b>WE SUGGEST</b>					
<b>POWER</b>	40	30	34	36	36
452101 Tank					
<b>POWER</b>	40	30	34	36	36
452102 Knee suite / Open back					
<b>PRO</b>	40	30	34	36	36
452203 Open back 452211 Closed back					
<b>VECTOR</b>	42	32	36	38	38
452270 Open back					
<b>VX</b>	40	30	34	36	36
452327 Open back 452328 Closed back					
<b>WIZ</b>	40	30	34	36	36
452483 Open back 452884 Closed back					
<b>CORE</b>	40	30	34	36	36
452363 Open back 452362 Closed back					
<b>ACT</b>	42	32	36	38	38
452184 Full body					

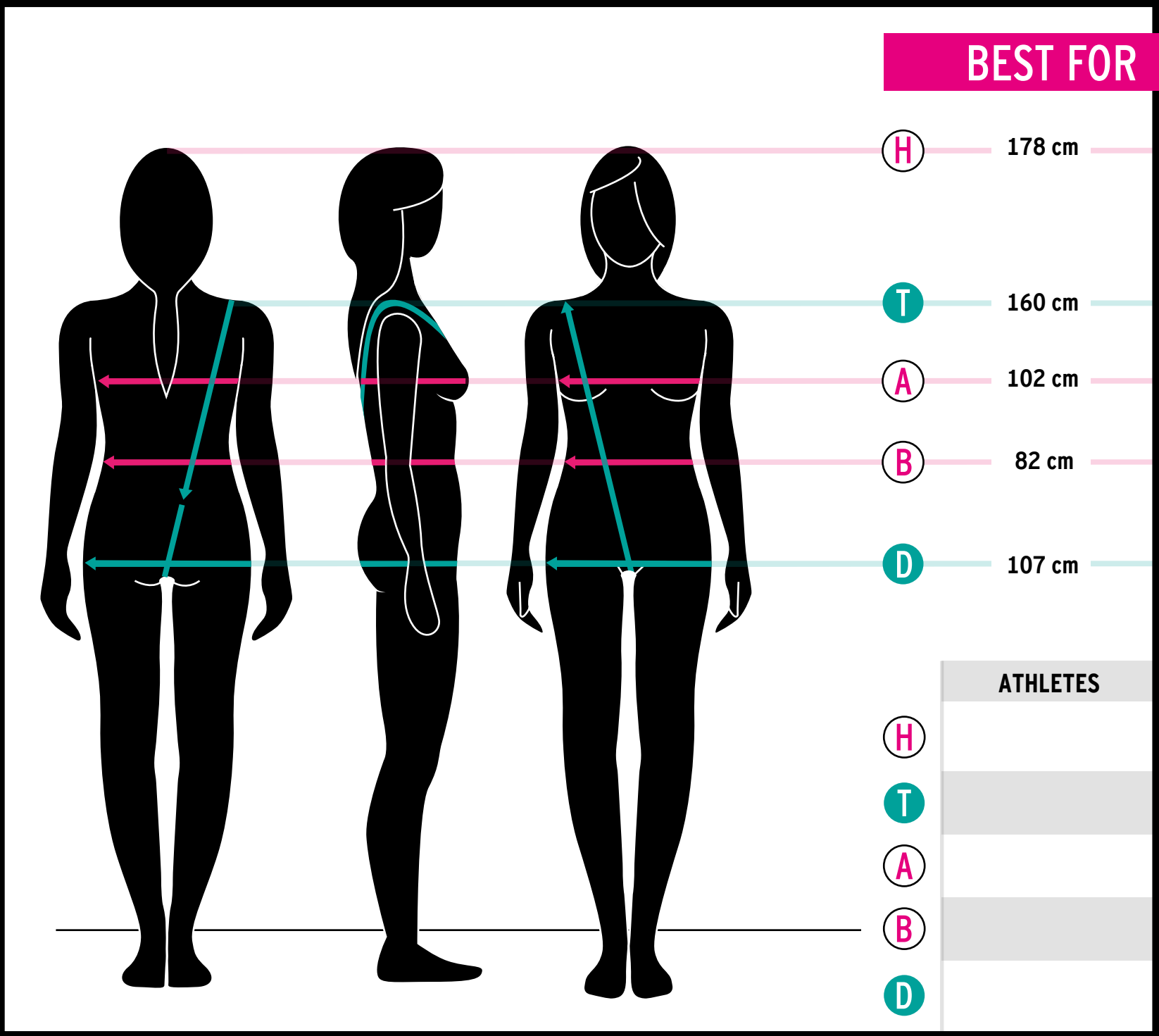
\* Nb: Swimsuit fit is down to personal preference and may change from difference in construction and fabrics. The size chart above refers to a standard fitting. Swimmers wishing to achieve a more compressive sensation or tighter fit may find choosing a smaller size as an option. L (long) size are recommended to taller swimmers (>180cm).



	IT	UK	DE	FR	ES
<b>BEST FOR LADY</b>	46	36	40	42	42
<b>WE SUGGEST</b>					
<b>POWER</b>	42	32	36	38	38
452101 Tank					
<b>POWER</b>	42	32	36	38	38
452102 Knee suite / Open back					
<b>PRO</b>	42	32	36	38	38
452203 Open back 452211 Closed back					
<b>VECTOR</b>	/	/	/	/	/
452270 Open back					
<b>VX</b>	42	32	36	38	38
452327 Open back 452328 Closed back					
<b>WIZ</b>	42	32	36	38	38
452483 Open back 452884 Closed back					
<b>CORE</b>	42	32	36	38	38
452363 Open back 452362 Closed back					
<b>ACT</b>	44	34	38	40	40
452184 Full body					

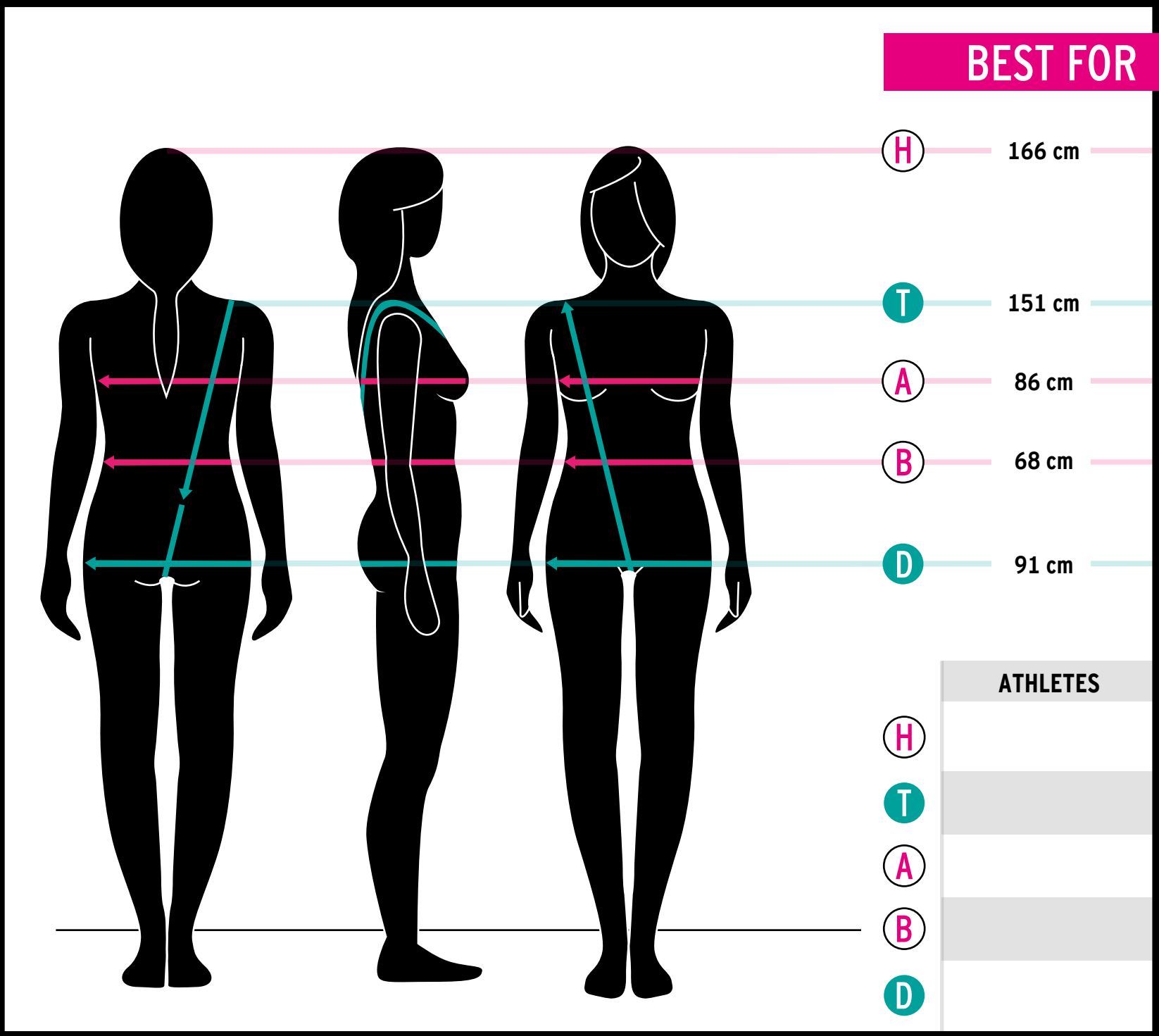
\* Nb: Swimsuit fit is down to personal preference and may change from difference in construction and fabrics. The size chart above refers to a standard fitting. Swimmers wishing to achieve a more compressive sensation or tighter fit may find choosing a smaller size as an option. L (long) size are recommended to taller swimmers (>180cm).





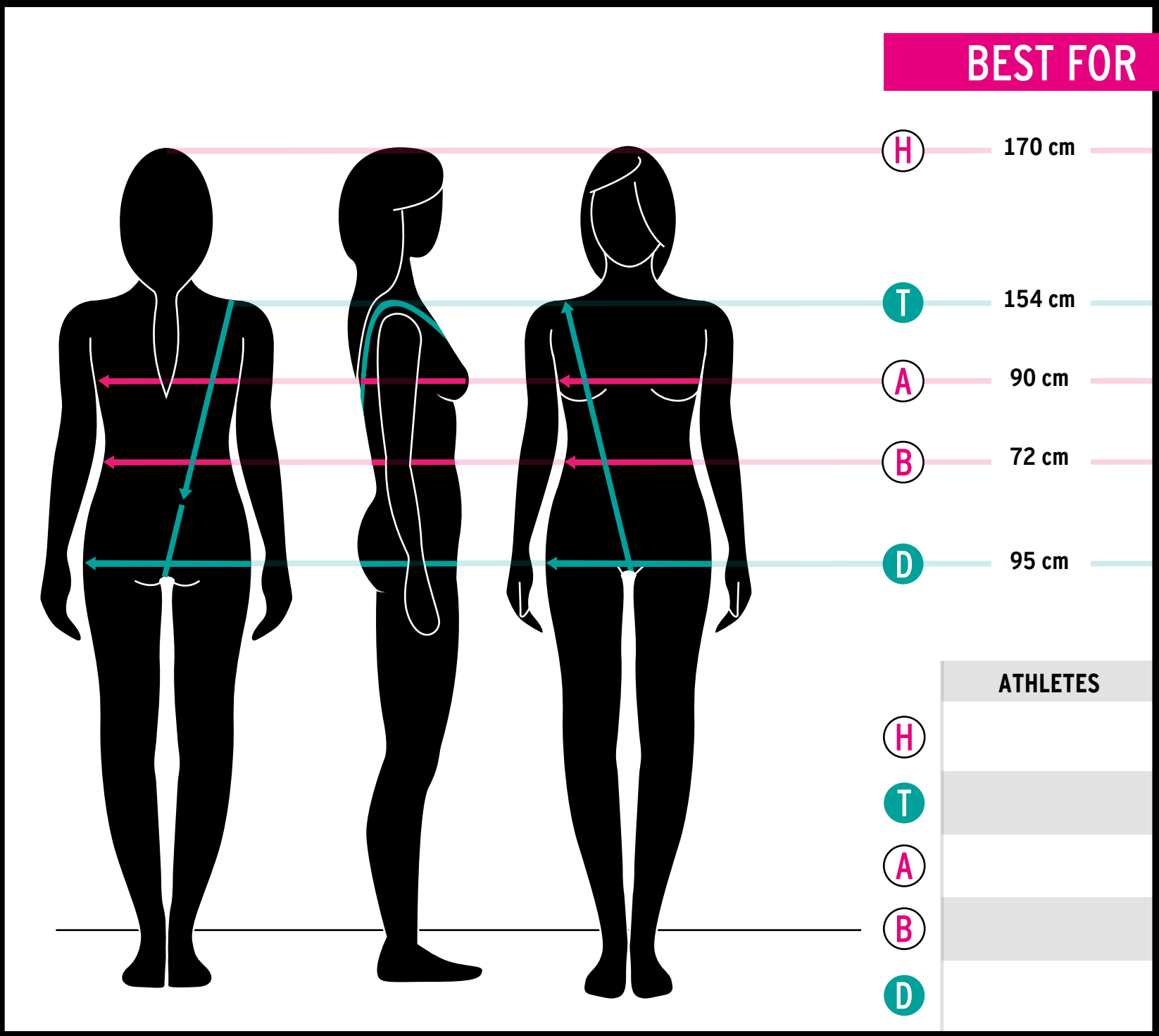
	IT	UK	DE	FR	ES
<b>WE SUGGEST</b>	48	38	42	44	44
<b>POWER</b>	44	34	38	40	40
452101 Tank					
<b>POWER</b>	44	34	38	40	40
452102 Knee suite / Open back					
<b>PRO</b>	44	34	38	40	40
452203 Open back 452211 Closed back					
<b>VECTOR</b>	/	/	/	/	/
452270 Open back					
<b>VX</b>	44	34	38	40	40
452327 Open back 452328 Closed back					
<b>WIZ</b>	/	/	/	/	/
452483 Open back 452884 Closed back					
<b>CORE</b>	44	34	38	40	40
452363 Open back 452362 Closed back					
<b>ACT</b>	46	36	40	42	42
452184 Full body					

\* Nb: Swimsuit fit is down to personal preference and may change from difference in construction and fabrics. The size chart above refers to a standard fitting. Swimmers wishing to achieve a more compressive sensation or tighter fit may find choosing a smaller size as an option. L (long) size are recommended to taller swimmers (>180cm).

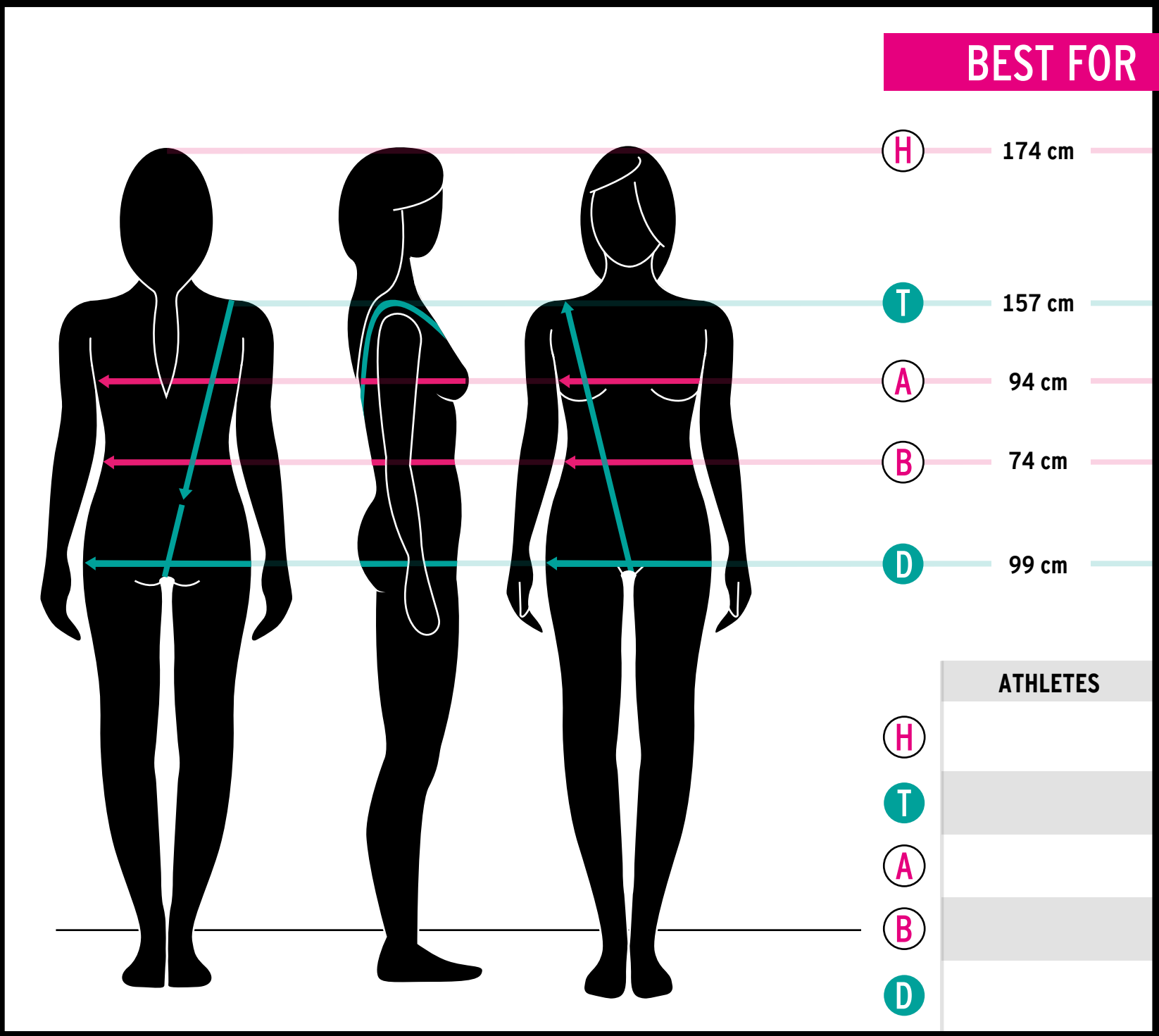


	IT	UK	DE	FR	ES
<b>BEST FOR LADY</b>	40L	30L	34L	36L	36L
<b>WE SUGGEST</b>					
<b>POWER</b>	36	26	30	32	32
452101 Tank					
<b>POWER</b>	36	26	30	32	32
452102 Knee suite / Open back					
<b>PRO</b>	38	28	32	34	34
452203 Open back 452211 Closed back					
<b>VECTOR</b>	38L	28L	32L	34L	34L
452270 Open back					
<b>VX</b>	36	26	30	32	32
452327 Open back 452328 Closed back					
<b>WIZ</b>	36	26	30	32	32
452483 Open back 452884 Closed back					
<b>CORE</b>	36	26	30	32	32
452363 Open back 452362 Closed back					
<b>ACT</b>	38	28	32	34	34
452184 Full body					

\* Nb: Swimsuit fit is down to personal preference and may change from difference in construction and fabrics. The size chart above refers to a standard fitting. Swimmers wishing to achieve a more compressive sensation or tighter fit may find choosing a smaller size as an option. L (long) size are recommended to taller swimmers (>180cm).



\* Nb: Swimsuit fit is down to personal preference and may change from difference in construction and fabrics. The size chart above refers to a standard fitting. Swimmers wishing to achieve a more compressive sensation or tighter fit may find choosing a smaller size as an option. L (long) size are recommended to taller swimmers (>180cm).



	IT	UK	DE	FR	ES
<b>BEST FOR LADY</b>	44L	34L	38L	40L	40L
<b>WE SUGGEST</b>					
<b>POWER</b>	40	30	34	36	36
452101 Tank					
<b>POWER</b>	40	30	34	36	36
452102 Knee suite / Open back					
<b>PRO</b>	42	32	36	38	38
452203 Open back 452211 Closed back					
<b>VECTOR</b>	/	/	/	/	/
452270 Open back					
<b>VX</b>	40	30	34	36	36
452327 Open back 452328 Closed back					
<b>WIZ</b>	40	30	34	36	36
452483 Open back 452884 Closed back					
<b>CORE</b>	40	30	34	36	36
452363 Open back 452362 Closed back					
<b>ACT</b>	42	32	36	38	38
452184 Full body					

\* Nb: Swimsuit fit is down to personal preference and may change from difference in construction and fabrics. The size chart above refers to a standard fitting. Swimmers wishing to achieve a more compressive sensation or tighter fit may find choosing a smaller size as an option. L (long) size are recommended to taller swimmers (>180cm).